



# BOSS

*WOMEN IN FAMILY BUSINESSES*

TRAINING PROGRAMME FOR LEADER WOMEN

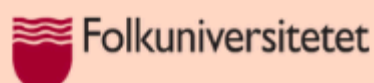
IN EUROPE FAMILY BUSINESSES

MODULE 5

GREEN ENTREPRENEURSHIP

**PRACTICAL PART**

**2022-1-SE01-KA220-ADU-000087596**



## EXERCISES


EXERCISE NO	1
NAME OF EXERCISE	Circular Economy Mindset
LEARNING OBJECTIVES	How to reflect about circular economy by thinking to ordinary “every-day” activities
DURATION	20-30 minutes
DESCRIPTION	<p>Think about a product you consume every day. How could you improve your use of it by adopting a more “circular economy” mindset?</p> <p>_____</p> <p>_____</p> <p>_____</p> <p>_____</p>
SUPPORTING TOOLS (videos, links, ppts, etc)	
Bibliography	


EXERCISE NO	2		
NAME OF EXERCISE	A little dive in the Natural Capital		
LEARNING OBJECTIVES	To be able to diversify the two major components of the Natural Capital		
DURATION	15 minutes		
DESCRIPTION	<p>Move the following words in the right box:</p> <p>Air; Forest; Metal; Flora; Lakes; Rivers; Fossil fuels; Wind; Oceans; Solar energy; Fauna</p> <table border="1" style="width: 100%; margin-top: 10px;"> <tr> <td style="width: 50%; text-align: center;">ABIOTIC NATURAL CAPITAL</td> <td style="width: 50%; text-align: center;">BIOTIC NATURAL CAPITAL</td> </tr> </table>	ABIOTIC NATURAL CAPITAL	BIOTIC NATURAL CAPITAL
ABIOTIC NATURAL CAPITAL	BIOTIC NATURAL CAPITAL		

SUPPORTING TOOLS (videos, links, ppts, etc)		
Bibliography		

## TASK

Task No:	1			
Name of Task:	How much do you know The GreenComp framework?			
Description of Task	This simple task helps the learner to memorise the 15 GreenComp competences in the proper areas.			
Understanding the task (Watching or Reading about the task)	Move each one of the GreenComp competences in the right GreenComp area: <i>Collective action; adaptability; individual initiative; promoting nature; critical thinking; political agency; supporting fairness; valuing sustainability; futures literacy; problem framing;</i>			
Performing the task	Embodying sustainability values.	Embracing complexity in sustainability	Envisioning sustainable futures	Acting for sustainability


Task No:	2
Name of Task:	EntreComp Giant
Description of Task	A simple and engaging tool to visualise and map EntreComp competences. A creative way to better understand EntreComp framework competences and work on them. Made by Maria Sourgiadaki, it's a paper origami pentagon that can be unfolded into the shape of a giant, with each folded part representing 1 of the 15 EntreComp competences. This unfolding process is intended to demonstrate the metaphor of how competences build our strength and act an engaging and memorable way for migrant women to get to know and understand the different entrepreneurial competences.
Understanding the task (Watching or Reading about the task)	 <p>The main body includes the Ideas and opportunities competences; the face, the arms and legs are the Resources area and the brain; the hands and the feet represent the Into action elements.</p>

-  The main body includes the Ideas and opportunities
-  The face, the arms and legs are the Resources area
-  The brain, the hands and the feet represent the Into action elements.

It is a creative way for migrant women to memorise the EntreComp framework and to highlight its importance. Just by drawing it, migrant women can better memorise which are the 15 EntreComp competences.



<p>Performing the task</p>	<p>reflect upon each of the 15 competences and give a mark to each one of them (from 1 to 10), depending on how you feel confidence.</p> <table border="1" data-bbox="619 394 1225 456"> <tr> <td>1</td><td>2</td><td>3</td><td>4</td><td>5</td><td>6</td><td>7</td><td>8</td><td>9</td><td>10</td> </tr> </table> <p>how much is your average score in each one of the three area? Sum up the total score you got in each area and then divide it into 5. Example: Maria got 5 for spotting opportunities; 7 for vision; 4 for creativity; 8 for valuing ideas; 6 for ethical and sustainable thinking. Maria got a total score of 30 points. Maria's average in the first area is 6.</p> <table border="1" data-bbox="619 763 1401 898"> <thead> <tr> <th data-bbox="619 763 879 835">IDEAS OPPORTUNITIES</th> <th data-bbox="879 763 1139 835">AND</th> <th data-bbox="1139 763 1401 835">RESOURCES</th> <th data-bbox="1401 763 1445 835">INTO ACTION</th> </tr> </thead> <tbody> <tr> <td data-bbox="619 835 879 898">6</td> <td data-bbox="879 835 1139 898"></td> <td data-bbox="1139 835 1401 898"></td> <td data-bbox="1401 835 1445 898"></td> </tr> </tbody> </table>	1	2	3	4	5	6	7	8	9	10	IDEAS OPPORTUNITIES	AND	RESOURCES	INTO ACTION	6			
1	2	3	4	5	6	7	8	9	10										
IDEAS OPPORTUNITIES	AND	RESOURCES	INTO ACTION																
6																			
<p>Bibliography</p>	<p>EntreComp into Action - McCallum E., Weicht R., McMullan L., Price A., EntreComp into Action: get inspired, make it happen (M. Bacigalupo &amp; W. O’Keeffe Eds.) , EUR 29105 EN, Publications Office of the European Union, Luxembourg, 2018. ISBN 978-92-79-79360-8, doi:10.2760/574864, JRC109128</p>																		